



Historical Institutional Abuse
Redress Board

Key Business Performance Summary at 31 March 2022

- **£26.7m** in redress payments in the 2021-22 compared to **£10.4** in 2020-21.
- Over double the number of panel meetings in 2021-22 (**439**) compared to 2020-21 (**195**).
- Over double the number of applications considered at panel meetings in 2021-22 (**1,662**) compared to 2020-21 (**713**).

As at 31 March 2022, the Redress Board has received **2,556** applications. Unfortunately, **192** of these applications did not comply with the Rule 4 statutory requirements and remain **incomplete**. It is important to note that the Board has elected to issue the Rule 7 Notice to verify the applicant's attendance at an institution this process regardless of whether or not an application is complete in order to reduce any further delay. However, these applications cannot be progressed to a panel until the outstanding information is provided by applicants and so fall outside the control of the Board and are discounted for the purposes of this summary.

Current Number of Incomplete Applications – Unable to Progress

Solicitor/Applicant	
Incomplete applications	192

Current Case Status of Complete Applications

The tables below show the current status of all **2,364 complete** or compliant applications as at **31 March 2022**.

Panel Consideration Outcomes

Redress Board Panel	
Section 14 Initial Payment Order made and still in place	22
Adjourned by panel for further information	56
Final Determination	1,860
Final Determination - Appeal Outstanding	44
Withdrawn before a panel	94
Total	2,076

Status of Current Applications

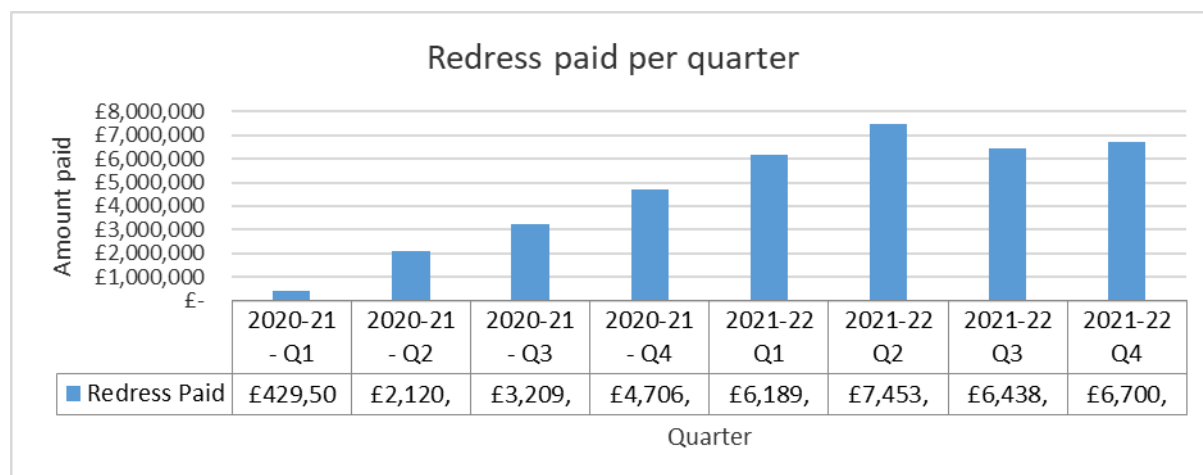
Redress Board Administration	
Received yet to be processed	5
Waiting for information - Rule 7 response	100
Rule 7 response requires further investigatory steps*	87
Validated - to be allocated for listing review	10
Validated - Scheduled for listing in April	86
Overall Total	288

**If the Redress Board receives a Rule 7 Notice response that does not confirm the applicant's attendance it will undertake additional investigations on behalf of the applicant, to source alternative information from other statutory and voluntary bodies and record archives to confirm the statutory information requirements of the Rule 7 Notice.*

Payments Summary

As at **31 March 2022**, Redress Board panels have made award determinations totalling **£40,978,000** including Section 14 awards. Following section 13 actuarial adjustments, **£40,030,489** is payable to applicants.

£37,248,230 has been paid directly into the applicant or applicant's solicitor's account on receipt of an Acceptance of Award from the applicant.



Appeal Summary

As at **31 March 2022**, the Redress Board has received **313** Notices of Appeal.

269 appeals have been considered by a single judicial member with **87** being upheld and **182** dismissed confirming the panel decision.

Applications Received

The Redress Board has received **2,556** applications for compensation.

	Q1	Q2	Q3	Q4	Total
Applications Received 2020-21	245	334	380	314	1,273
Applications Received 2021-22	368	365	261	289	1,283
Total Applications Received					2,556 *

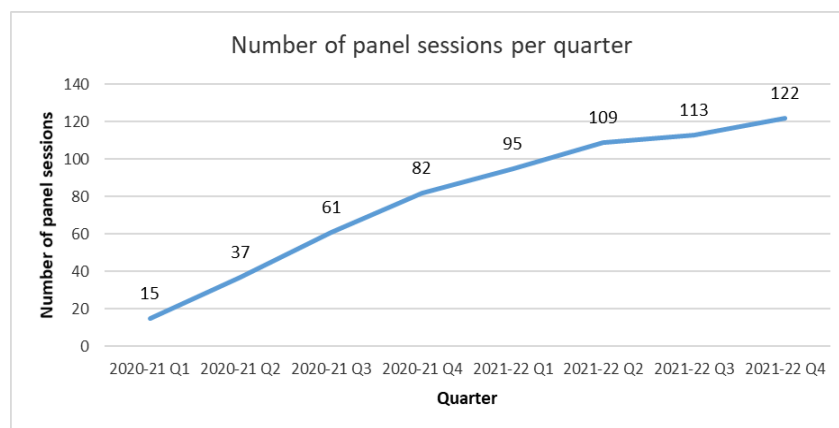
** 192 of these applications did not comply with the Rule 4 statutory requirements and remain incomplete and cannot be progressed until the outstanding information is provided.*

Panel Sessions

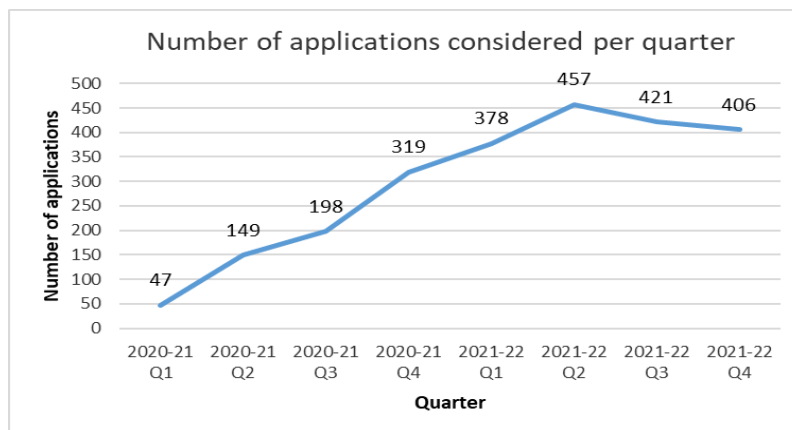
Redress Board panels have met on **634** occasions considering **2,375** applications. It should be noted that the same application may have been before a panel more than once during this period.

Further to this a single judicial member has sat on **184** days dealing with the work associated with appeals.

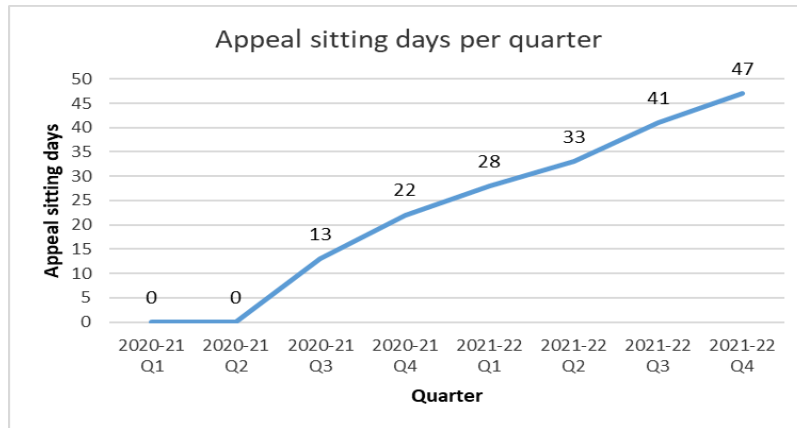
	Q1	Q2	Q3	Q4	Total
Number of panel sessions 2020-21	15	37	61	82	195
Number of panel sessions 2021-22	95	109	113	122	439
Total Panel sessions					634



	Q1	Q2	Q3	Q4	Total
Number of cases considered for determination 2020-21	47	149	198	319	713
Number of cases considered for determination 2021-22	378	457	421	406	1,662
Total cases considered for determination					2,375



	Q1	Q2	Q3	Q4	Total
Appeal sitting days 2020-21	0	0	13	22	35
Appeal sitting days 2021-22	28	33	41	47	149
Total Appeal sitting days					184



Panel Outcomes

The table below shows a breakdown of the **2,375** applications considered at a panel session. It should be noted that the same application may have been before a panel more than once during this period.

	2020-21				2021-22				Total
	Q1	Q2	Q3	Q4	Q1	Q2	Q3	Q4	
Adjourned by panel	5	19	47	39	38	40	55	10	253
Section 14 Order	7	10	33	26	15	16	7	10	124
Withdrawn	5	6	2	9	18	25	12	17	94
Full Determination – no award	3	5	14	17	47	68	98	91	343
Full Determination - award	27	109	102	228	260	308	249	278	1,561
Total	47	149	198	319	378	457	421	406	2,375