



Historical Institutional Abuse
Redress Board

Key Business Performance Summary at 30 September 2021

-
- **204** panel meetings considering **835 applications** in the first **two quarters of 21/22** compared to **195** panel meetings considering **713 applications** in **all of 20/21**.
 - **726** applications full determined/withdrawn in the **first two quarters of 21/22** compared to **527 in all of 20/21**.
 - **£13.6m** paid to applicants in the first **two quarters of 21/22** compared to **£10.5m in all of 20/21**.
 - **76%** of all complete applications have been considered by a panel.
-

As at 30 September 2021, the Redress Board has received **2,006** applications. Unfortunately, **208** of these applications did not comply with the Rule 4 statutory requirements and remain **incomplete**. It is important to note that the Board has elected to issue the Rule 7 Notice to verify the applicant's attendance at an institution this process regardless of whether or not an application is complete in order to reduce any further delay. However, these applications cannot be progressed to a panel until the outstanding information is provided by applicants and so fall outside the control of the Board and are discounted for the purposes of this summary.

Current Number of Incomplete Applications – Unable to Progress

Solicitor/Applicant	
Incomplete applications	208

Current Case Status of Complete Applications

The tables below show the current status of all **1,798 complete** or compliant applications as at **30 September 2021**.

Panel Consideration Outcomes

Redress Board Panel	
Section 14 Initial Payment Order made and still in place	40
Adjourned by panel for further information	70
Final Determination	1,138
Final Determination - Appeal Outstanding	50
Withdrawn before a panel	65
Total	1,363

Status of Current Applications

Redress Board Administration	
Received yet to be processed	19
Waiting for information - Rule 7 response	132
Rule 7 response requires further investigatory steps*	115
Validated - to be allocated for listing review	52
Validated - Scheduled for listing in October	117
Overall Total	435

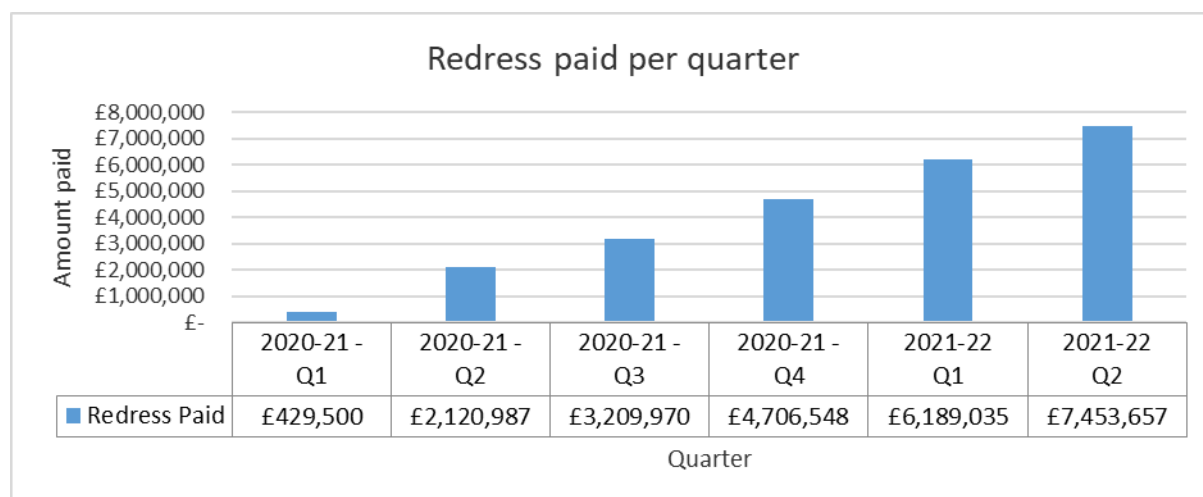
**If the Redress Board receives a Rule 7 Notice response that does not confirm the applicant's attendance it will undertake additional investigations on behalf of the applicant, to source alternative information from other statutory and voluntary bodies and record archives to confirm the statutory information requirements of the Rule 7 Notice.*

Payments Summary

As at **30 September 2021**, Redress Board panels have made award determinations totalling **£28,113,500** including Section 14 awards.

Following section 13 actuarial adjustments, **£27,348,461** is payable to applicants.

£24,109,678 has been paid directly into the applicant or applicant's solicitor's account on receipt of an Acceptance of Award from the applicant.



Appeal Summary

As at **30 September 2021**, the Redress Board has received **165** Notices of Appeal.

115 appeals have been considered by a single judicial member with **42** being upheld and **73** dismissed confirming the panel decision.

Applications Received

The Redress Board has received **2,006** applications for compensation.

	Q1	Q2	Q3	Q4	Total
Applications Received 2020-21	245	334	380	314	1,273
Applications Received 2021-22	368	365			733
Total Applications Received					2,006*

**208 of these applications did not comply with the Rule 4 statutory requirements and remain incomplete and cannot be progressed until the outstanding information is provided.*

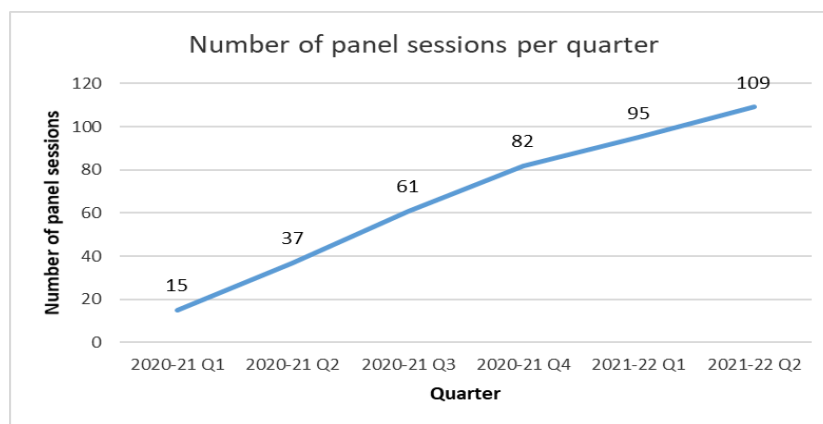
- **247 applications (12%)** are from applicants who gave evidence to the Hart inquiry;
- **306 applications (15%)** are priority applications;
- **1577 (78%)** applications were submitted online.

Panel Sessions

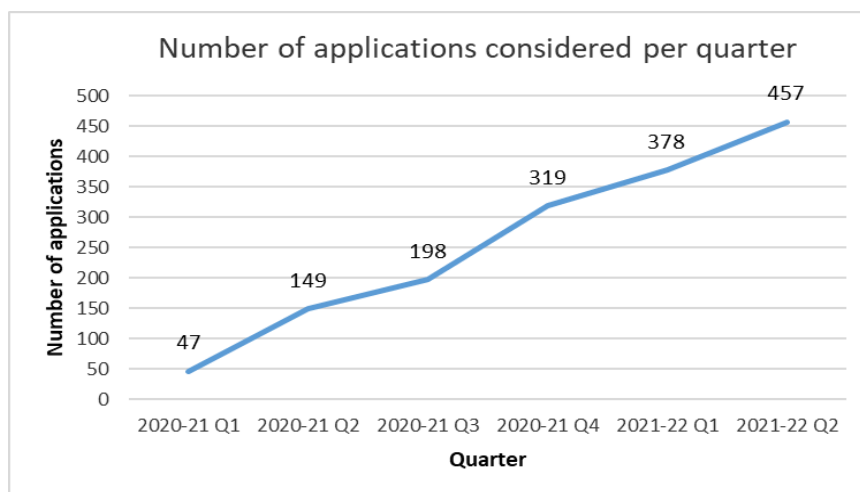
Redress Board panels have met on **399** occasions considering **1,548** applications. It should be noted that the same application may have been before a panel more than once during this period.

Further to this a single judicial member has sat on **96** days dealing with the work associated with appeals.

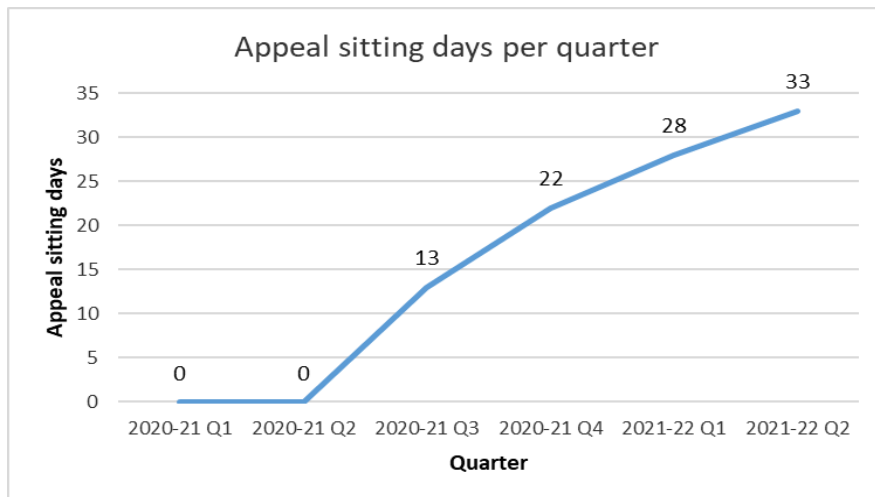
	Q1	Q2	Q3	Q4	Total
Number of panel sessions 2020-21	15	37	61	82	195
Number of panel sessions 2021-22	95	109			204
Total Panel sessions					399



	Q1	Q2	Q3	Q4	Total
Number of cases considered for determination 2020-21	47	149	198	319	713
Number of cases considered for determination 2021-22	378	457			835
Total cases considered for determination					1,548



	Q1	Q2	Q3	Q4	Total
Appeal sitting days 2020-21	0	0	13	22	35
Appeal sitting days 2021-22	28	33			61
Total Appeal sitting days					96



Panel Outcomes

The table below shows a breakdown of the **1,548** applications considered at a panel session. It should be noted that the same application may have been before a panel more than once during this period.

	2020-21				2021-22				Total
	Q1	Q2	Q3	Q4	Q1	Q2	Q3	Q4	
Adjourned by panel	5	19	47	39	38	40			188
Section 14 Order	7	10	33	26	15	16			107
Withdrawn	5	6	2	9	18	25			65
Full Determination – no award	3	5	14	17	47	68			154
Full Determination - award	27	109	102	228	260	308			1,034
Total	47	149	198	319	378	457			1,548