



Historical Institutional Abuse
Redress Board

Key Business Performance Summary at 30 June 2021

As at 30 June 2021, the Redress Board has received **1,641** applications. Unfortunately, **174** of these applications did not comply with the Rule 4 statutory requirements and remain **incomplete**. It is important to note that the Board has elected to issue the Rule 7 Notice to verify the applicant's attendance at an institution this process regardless of whether or not an application is complete in order to reduce any further delay. However, these applications cannot be progressed to a panel until the outstanding information is provided by applicants and so fall outside the control of the Board and are discounted for the purposes of this summary.

Current Number of Incomplete Applications – Unable to Progress

Solicitor/Applicant	
Incomplete applications	174

Current Case Status of Complete Applications

The tables below show the current status of all **1,467 complete applications** as at **30 June 2021**.

Panel Consideration Outcomes

Redress Board Panel	
Section 14 Initial Payment Order made and still in place	36
Adjourned by panel for further information	65
Final Determination	769
Final Determination - Appeal Outstanding	42
Withdrawn before a panel	41
Total	953

Status of Current Applications

Redress Board Administration	
Received yet to be processed	11
Waiting for information - rule 7 response	133
Rule 7 response requires further investigatory steps*	149
Validated - to be allocated for listing review	59
Validated - Scheduled for listing in July/August	162
Overall Total	514

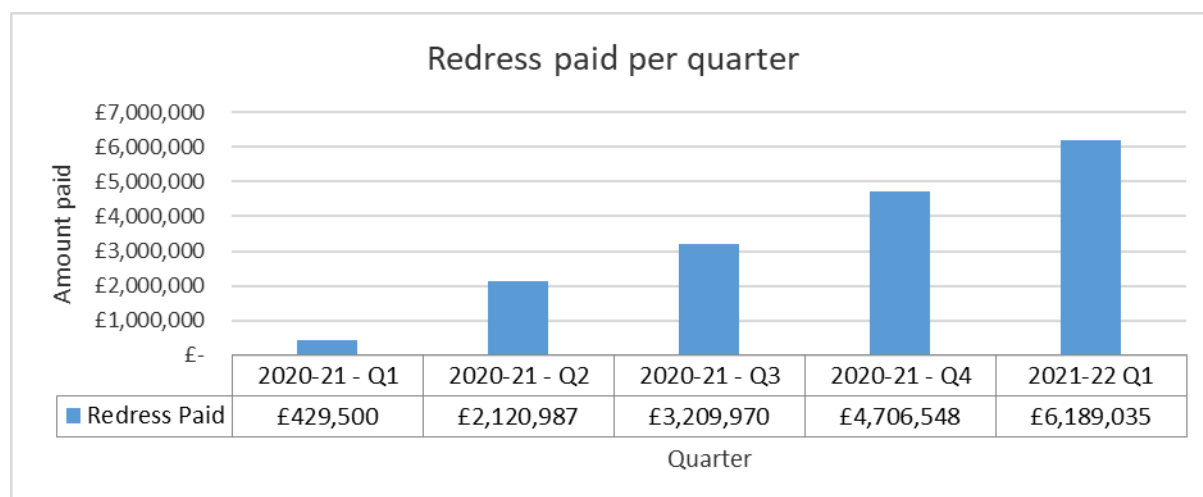
**If the Redress Board receives a Rule 7 Notice response that does not confirm the applicant's attendance it will undertake additional investigations on behalf of the applicant, to source alternative information from other statutory and voluntary bodies and record archives to confirm the statutory information requirements of the Rule 7 Notice.*

Payments Summary

As at **30 June 2021**, Redress Board panels have made award determinations totalling **£20,037,000** including Section 14 awards.

Following section 13 actuarial adjustments, **£19,329,125** is payable to applicants.

£16,656,039 has been paid directly into the applicant or applicant's solicitor's account on receipt of an Acceptance of Award from the applicant.



Appeal Summary

As at **30 June 2021**, the Redress Board has received **113** Notices of Appeal. This equates to approximately 14% of final determinations made by panels.

71 appeals have been considered by a single judicial member with **25** being upheld and **46** dismissed confirming the panel decision.

Applications Received

The Redress Board have received **1,641** applications for compensation.

	Q1	Q2	Q3	Q4	Total
Applications Received 2020-21	245	334	380	314	1,273
Applications Received 2021-22	368				368
Total Applications Received	1,641*				

**174 of these applications did not comply with the Rule 4 statutory requirements and remain incomplete and cannot be progressed until the outstanding information is provided.*

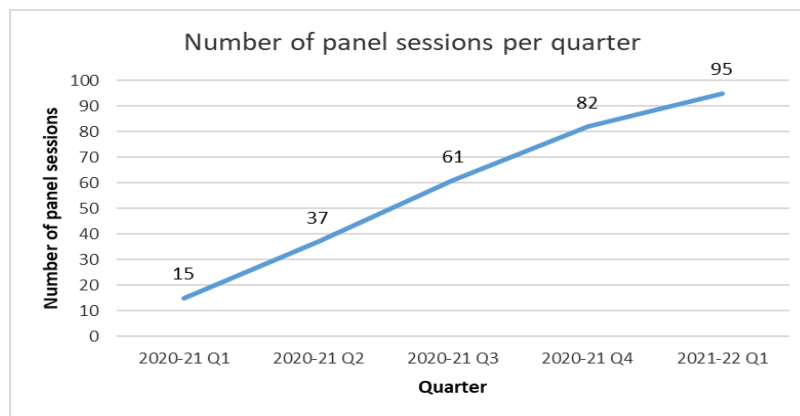
- **239 applications (15%)** are from applicants who gave evidence to the Hart inquiry;
- **274 applications (17%)** are priority applications;
- **1,280 (78%)** applications were submitted online.

Panel Sessions

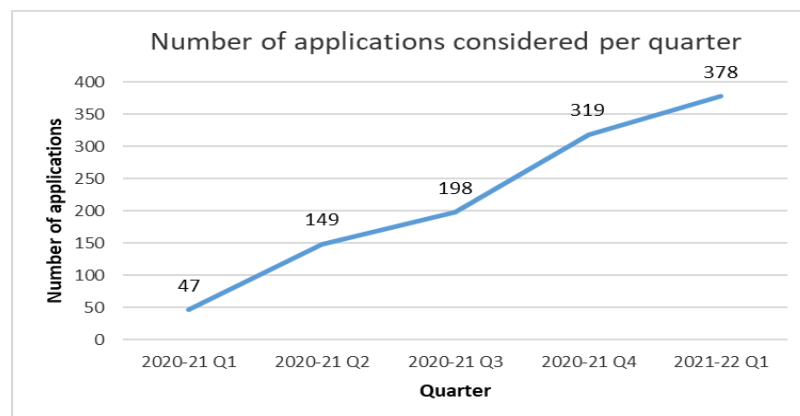
Redress Board panels have met on **290** occasions considering **1,091** applications. It should be noted that the same application may have been before a panel more than once during this period.

Further to this a single judicial member has sat on **63** days dealing with the work associated with appeals.

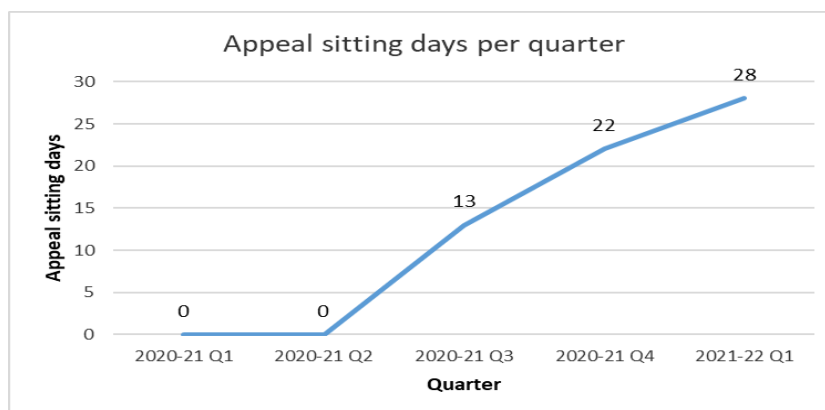
	Q1	Q2	Q3	Q4	Total
Number of panel sessions 2020-21	15	37	61	82	195
Number of panel sessions 2021-22	95				95
Total Panel sessions					290



	Q1	Q2	Q3	Q4	Total
Number of cases considered for determination 2020-21	47	149	198	319	713
Number of cases considered for determination 2021-22	378				378
Total cases considered for determination					1,091



	Q1	Q2	Q3	Q4	Total
Appeal sitting days 2020-21	0	0	13	22	35
Appeal sitting days 2021-22	28				28
Total Appeal sitting days					63



Panel Outcomes

The table below shows a breakdown of the **1,091** applications considered at a panel session. It should be noted that the same application may have been before a panel more than once during this period.

	2020-21				2021-22				Total
	Q1	Q2	Q3	Q4	Q1	Q2	Q3	Q4	
Adjourned by panel	5	19	47	39	38				148
Section 14 Order	7	10	33	26	15				91
Withdrawn	5	6	2	9	19				41
Full Determination – no award	3	5	14	17	46				85
Full Determination - award	27	109	102	228	260				726
Total	47	149	198	319	378				1,091