



Historical Institutional Abuse
Redress Board

Key Business Performance Summary at 31 December 2021

- Redress payments paid out over 3.5 times as the same period last year. **£20.1m** in redress payments in the first three quarters of 2021-22 compared to **£5.7m** the same period in 2020-21.
- Almost three times the number of panel meetings in the first three quarters of 2021-22 (**317**) compared to the same period in 2020-21 (**113**).
- Over three times the number of applications considered at panel meetings in the first three quarters of 2021-22 (**1,256**) compared to the same period in 2020-21 (**394**).

As at 31 December 2021, the Redress Board has received **2,267** applications. Unfortunately, **186** of these applications did not comply with the Rule 4 statutory requirements and remain **incomplete**. It is important to note that the Board has elected to issue the Rule 7 Notice to verify the applicant's attendance at an institution this process regardless of whether or not an application is complete in order to reduce any further delay. However, these applications cannot be progressed to a panel until the outstanding information is provided by applicants and so fall outside the control of the Board and are discounted for the purposes of this summary.

Current Number of Incomplete Applications – Unable to Progress

Solicitor/Applicant	
Incomplete applications	186

Current Case Status of Complete Applications

The tables below show the current status of all **2,081 complete** or compliant applications as at **31 December 2021**.

Panel Consideration Outcomes

Redress Board Panel	
Section 14 Initial Payment Order made and still in place	25
Adjourned by panel for further information	72
Final Determination	1,474
Final Determination - Appeal Outstanding	61
Withdrawn before a panel	77
Total	1,709

Status of Current Applications

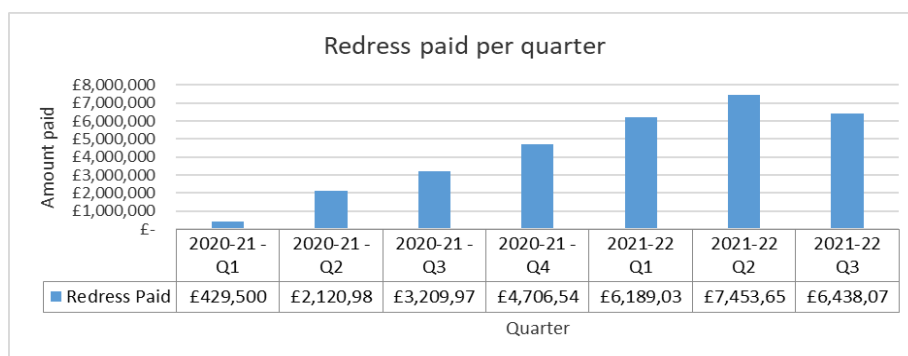
Redress Board Administration	
Received yet to be processed	0
Waiting for information - Rule 7 response	108
Rule 7 response requires further investigatory steps*	111
Validated - to be allocated for listing review	58
Validated - Scheduled for listing in January	95
Overall Total	372

**If the Redress Board receives a Rule 7 Notice response that does not confirm the applicant's attendance it will undertake additional investigations on behalf of the applicant, to source alternative information from other statutory and voluntary bodies and record archives to confirm the statutory information requirements of the Rule 7 Notice.*

Payments Summary

As at **31 December 2021**, Redress Board panels have made award determinations totalling **£34,006,500** including Section 14 awards. Following section 13 actuarial adjustments, **£33,122,876** is payable to applicants.

£30,547,756 has been paid directly into the applicant or applicant's solicitor's account on receipt of an Acceptance of Award from the applicant.



Appeal Summary

As at **31 December 2021**, the Redress Board has received **231** Notices of Appeal.

170 appeals have been considered by a single judicial member with **60** being upheld and **110** dismissed confirming the panel decision.

Applications Received

The Redress Board has received **2,267** applications for compensation.

	Q1	Q2	Q3	Q4	Total
Applications Received 2020-21	245	334	380	314	1,273
Applications Received 2021-22	368	365	261		994
Total Applications Received					2,267*

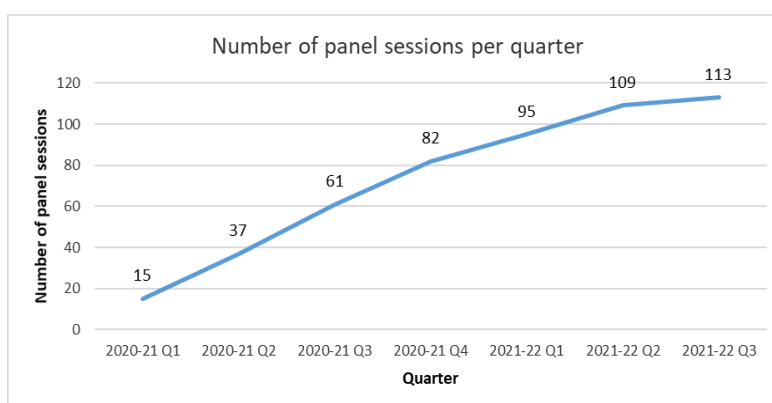
**186 of these applications did not comply with the Rule 4 statutory requirements and remain incomplete and cannot be progressed until the outstanding information is provided.*

Panel Sessions

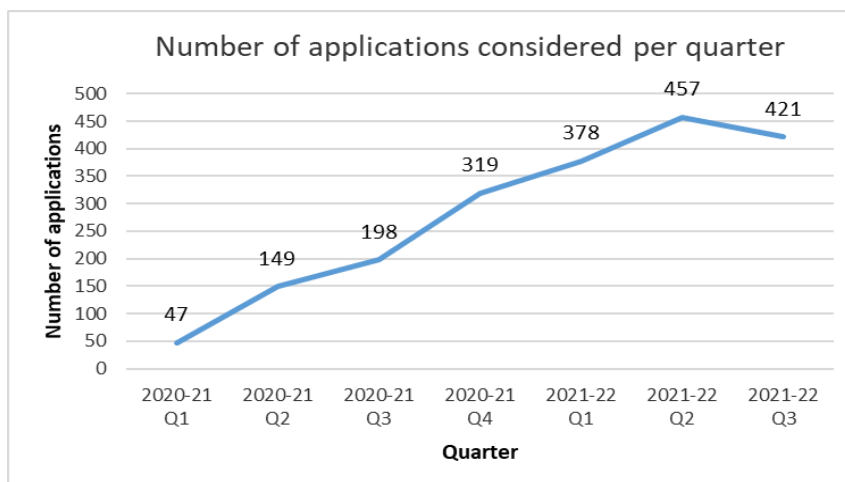
Redress Board panels have met on **512** occasions considering **1,969** applications. It should be noted that the same application may have been before a panel more than once during this period.

Further to this a single judicial member has sat on **129** days dealing with the work associated with appeals.

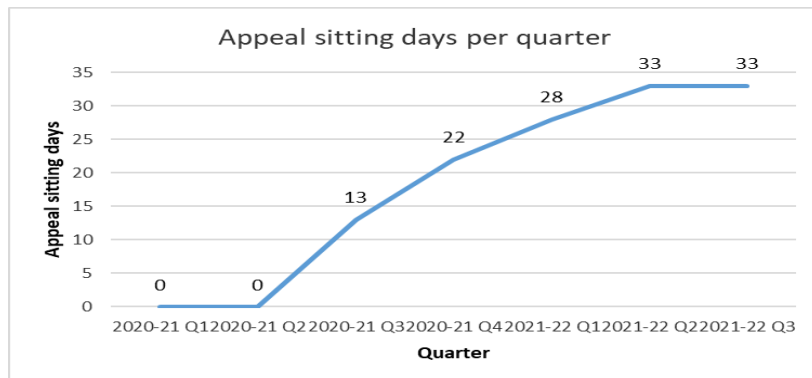
	Q1	Q2	Q3	Q4	Total
Number of panel sessions 2020-21	15	37	61	82	195
Number of panel sessions 2021-22	95	109	113		317
Total Panel sessions					512



	Q1	Q2	Q3	Q4	Total
Number of cases considered for determination 2020-21	47	149	198	319	713
Number of cases considered for determination 2021-22	378	457	421		1,256
Total cases considered for determination					1,969



	Q1	Q2	Q3	Q4	Total
Appeal sitting days 2020-21	0	0	13	22	35
Appeal sitting days 2021-22	28	33	33		94
Total Appeal sitting days					129



Panel Outcomes

The table below shows a breakdown of the **1,969** applications considered at a panel session. It should be noted that the same application may have been before a panel more than once during this period.

	2020-21				2021-22				Total
	Q1	Q2	Q3	Q4	Q1	Q2	Q3	Q4	
Adjourned by panel	5	19	47	39	38	40	55		243
Section 14 Order	7	10	33	26	15	16	7		114
Withdrawn	5	6	2	9	18	25	12		77
Full Determination – no award	3	5	14	17	47	68	98		252
Full Determination - award	27	109	102	228	260	308	249		1,283
Total	47	149	198	319	378	457	421		1,969